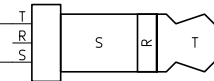


J1  
D&R 6,3mm jack

Mic On connector on D&R

T = Common  
R = Normaly open  
S = Normaly closed

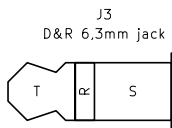


J2  
OnAirLight 3.5mm jack

Port 1 OnAirLight Box

T = Input 1  
R = Input 2  
S = shield

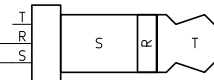
Aansluiting op input 1 van de OnAirLight box



J3  
D&R 6,3mm jack

Mic On connector on D&R

T = Common  
R = Normaly open  
S = Normaly closed



J4  
OnAirLight 3.5mm jack

Port 1 OnAirLight Box

T = Input 1  
R = Input 2  
S = shield

Aansluiting op input 2 van de OnAirLight box

**OnAirLight**

Sheet: /  
File: D&R\_hybrid\_Connection.kicad\_sch

**Title: OnAirLight connection diagram D&R Hybrid Mixers**

Size: A4  
KiCad E.D.A. kicad (6.0.9)

Date:  
Rev:  
Id: 1/1