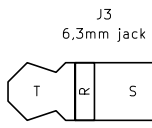


J1
6,3mm jack

Mic On connector on BCS xx

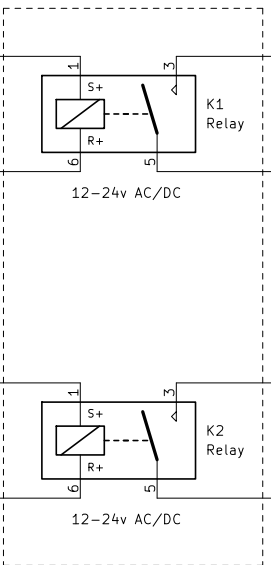
T = Light on (+12v DC)
R = Not used
S = GND (0v DC)



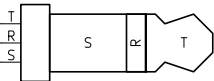
J3
6,3mm jack

Mic On connector on BCS xx

T = Light on (+12v DC)
R = Not used
S = GND (0v DC)



Not included



J2
OnAirLight 3.5mm jack

Port 1 OnAirLight Box

T = Input 1
R = Input 2
S = shield

OnAirLight

Sheet: /
File: D&R_hybrid_Connection.kicad_sch

Title: OnAirLight connection diagram Dateq BCS xx

Size: A4
KiCad E.D.A. kicad (6.0.9)

Date:
Rev:
Id: 1/1